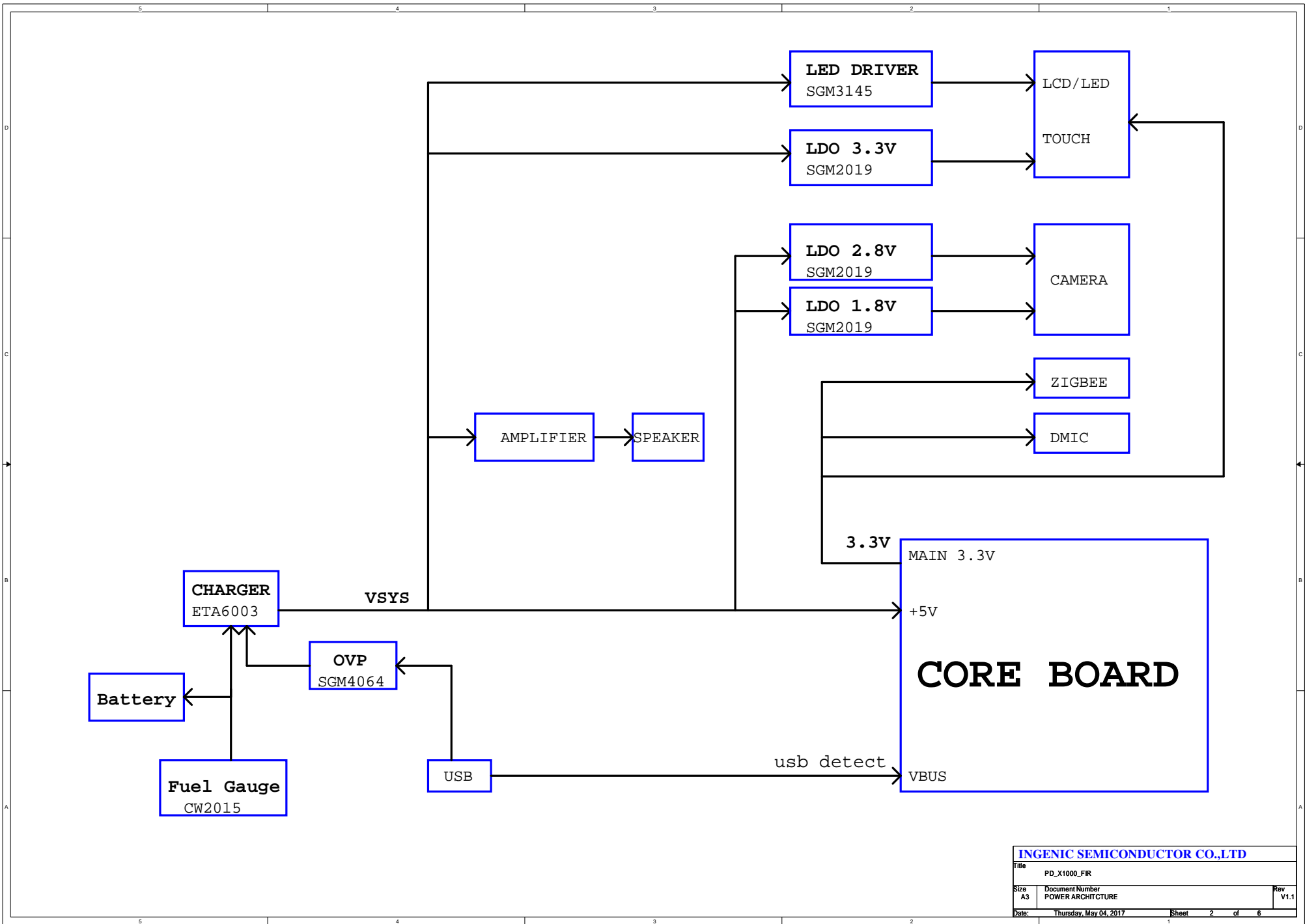
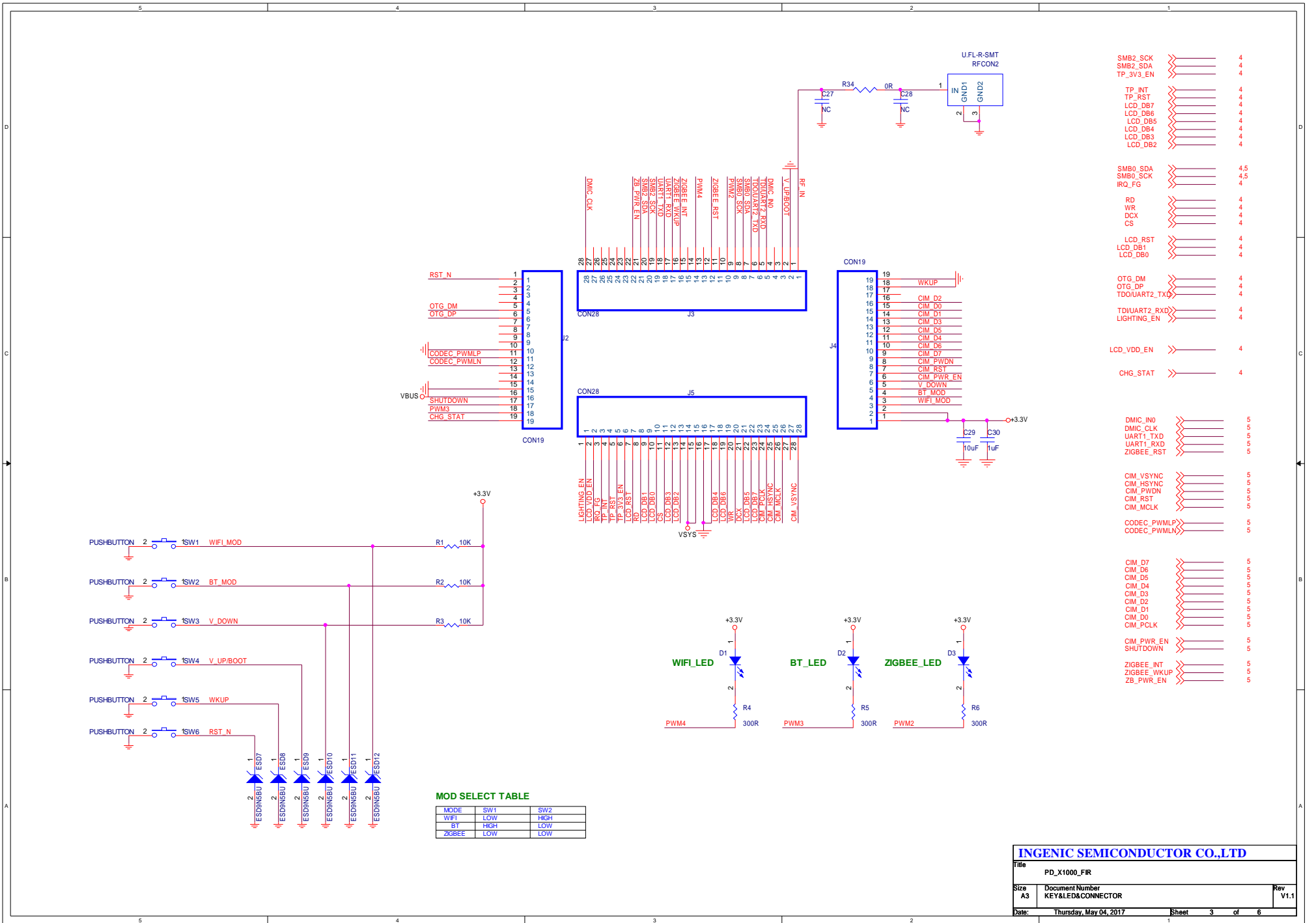
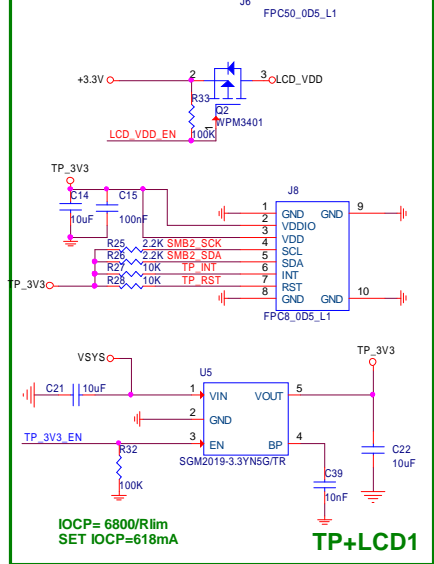
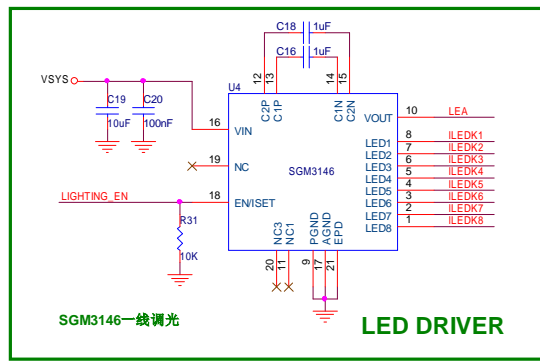
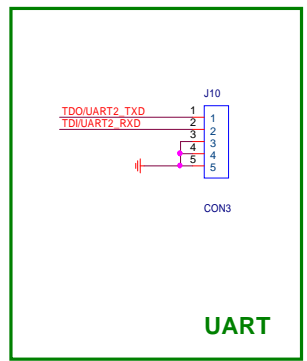
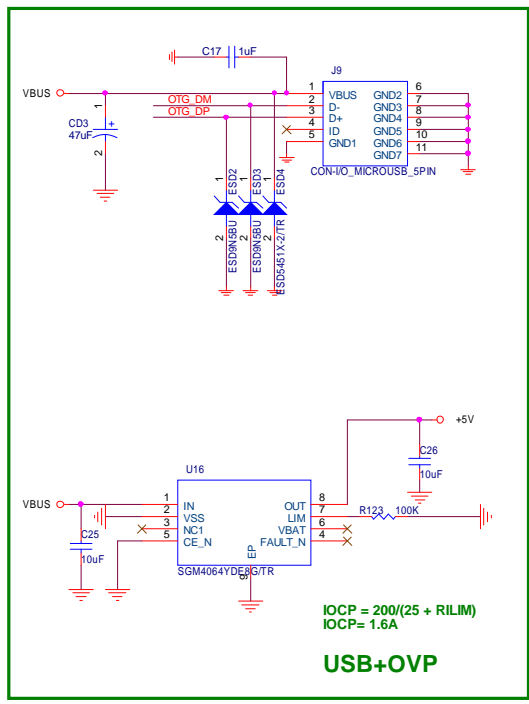
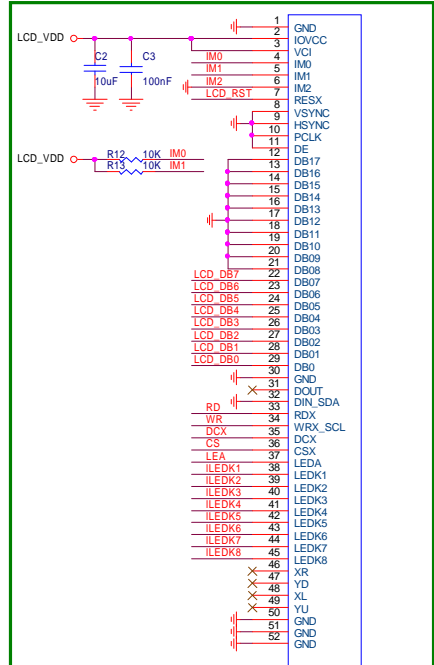
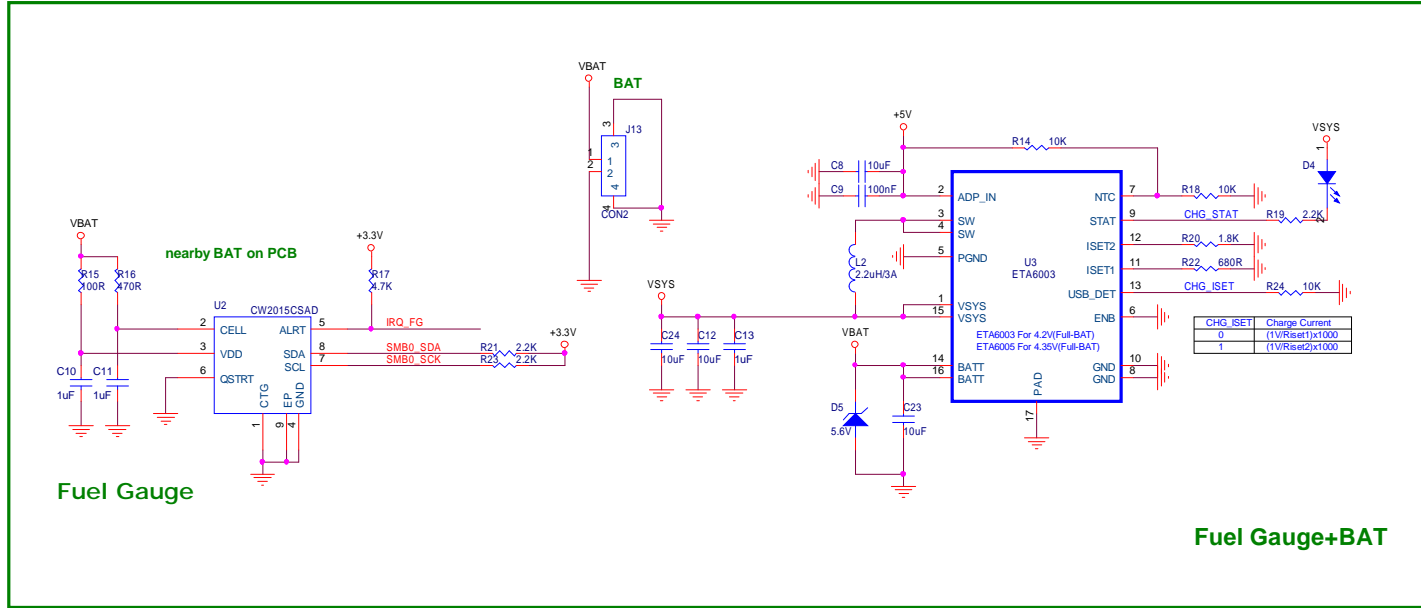


INGENIC SEMICONDUCTOR CO.,LTD			
Title PD_X1000_FIR			
Size A3	Document Number SYSTEM ARCHITECTURE	Rev V1.1	
Date: Thursday, May 04, 2017	Sheet 1	of 6	



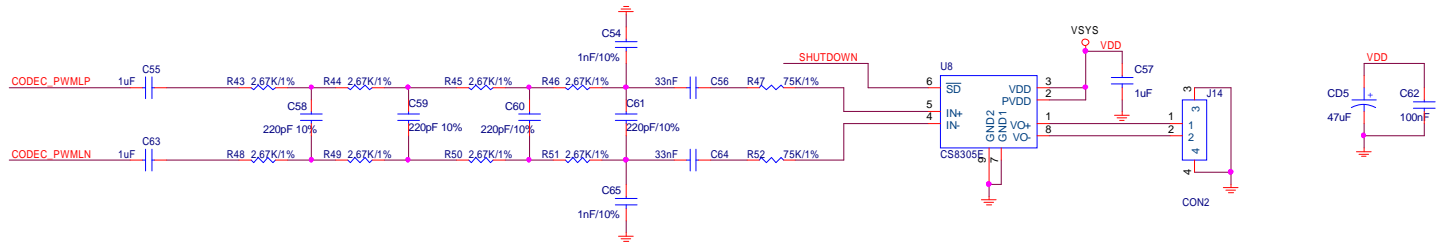
INGENIC SEMICONDUCTOR CO.,LTD			
File PD_X1000_FIR			
Size A3	Document Number POWER ARCHITCTURE	Rev V1.1	
Date: Thursday, May 04, 2017	Sheet 2	of 6	



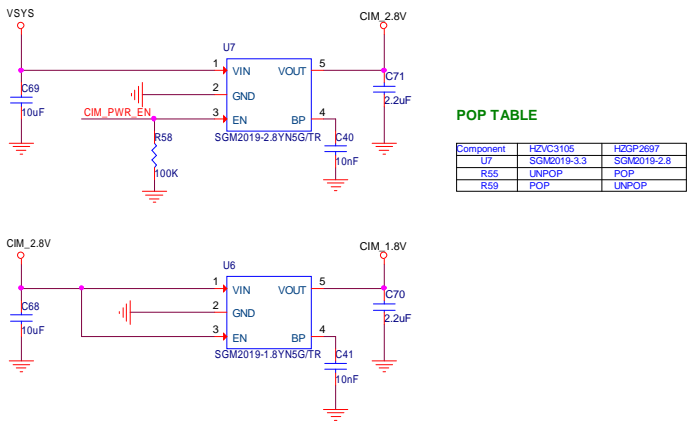


CHG_STAT	3,4	LCD_VDD_EN	3
OTG_DM	3	TD0UART2_RXD	3
OTG_DP	3	LIGHTING_EN	3
TD0UART2_TXD	3		
CHG_STAT	3,4		
SMB0_SDA	3,5	SMB2_SCK	3
SMB0_SCK	3,5	SMB2_SDA	3
IRQ_FG	3	TP_3V3_EN	3
		TP_INT	3
RD	3	TP_RST	3
WR	3	LCD_DB7	3
DCX	3	LCD_DB6	3
CS	3	LCD_DB5	3
		LCD_DB4	3
LCD_RST	3	LCD_DB3	3
LCD_DB1	3	LCD_DB2	3
LCD_DB0	3		

INGENIC SEMICONDUCTOR CO.,LTD			
Title PD_X1000_FIR			
Size A3	Document Number LCD&POWER&UART&USB	Rev V1.1	
Date: Thursday, May 04, 2017	Sheet 4	of 6	

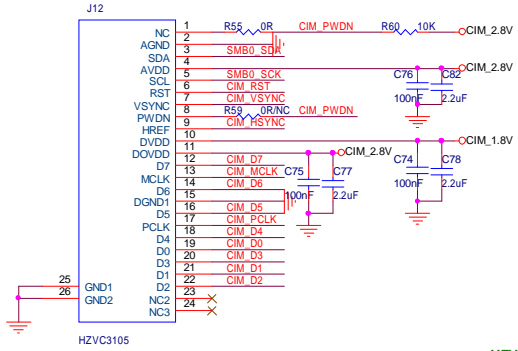


SPEAKER

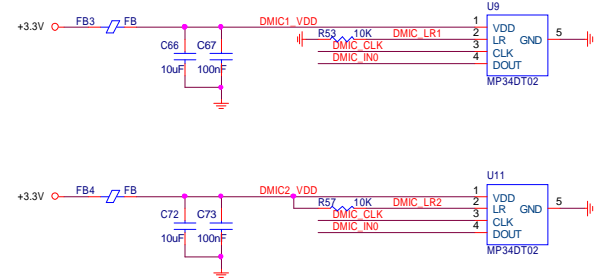


POP TABLE

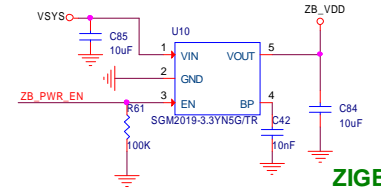
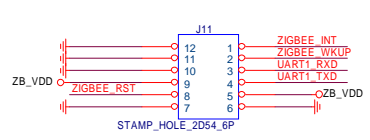
Component	HZVC3105	HZGP2697
U7	SGM2019-3.3	SGM2019-2.8
R55	LINPOP	POP
R59	POP	LINPOP



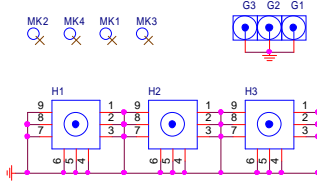
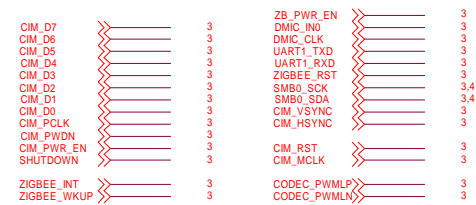
HZVC3105/HZGP2697 CAMERA



DMIC



ZIGBEE



INGENIC SEMICONDUCTOR CO.,LTD

Title: PD_X1000_FIR

Size: A3

Document Number: AUDIO&CAMERA&ZIGBEE

Date: Thursday, May 04, 2017

Sheet: 5 of 6

Rev: V1.1

Revision History

Data Revision Change

Data	Revision	Change
Apr 11 2017	Rev1.0	1. First Revision
May.1 2017	Rev1.1	1. Change DCX to J5.p21 on page 3 3. Delete CHG_ISET from J5 on page 3 3. Change LCD_VDD_EN to J5.p2 on page 3 4. Pop R24 10K resistor on page 4 5. Change the SGM3145's design to SGM3146's on page 4 6. Change ZIGBEE_RST to J3.p12 on page 3 7. Change DMIC channel to DMIC0 on page 3, 5 8. Correct CIM_D7, CIM_D6, CIM_D5 and CIM_D4 according halley2 coreboard's pins' order on page3

INGENIC SEMICONDUCTOR CO.,LTD		
PD_X1000_FIR		
Size A3	Document Number HISTORY	Rev V1.1
Date:	Thursday, May 04, 2017	Sheet 6 of 6